







































Championnat de Monde Cycliste des Energies renouvelables

Classement général

Pl	N°	Nom Prénom	Cat	Club	T	Temps	T1	T2	T3	T4	T5	T6	T7	T8
Filles														
1.	233	 HANNE Louise	f	3E NV	7	1:23:04	-	0:11:47.23	0:12:01.60	0:12:06.17	0:11:49.50	0:12:09.37	0:12:03.47	0:11:02.94
2.	210	 RIEDEL Marion	f	Ademe	7	1:23:04	+0:00	0:11:47.38	0:12:02.30	0:12:05.96	0:11:49.75	0:12:09.85	0:12:03.47	0:11:02.85
3.	212	 HACOT Joséphine	f	Ademe	7	1:23:04	+0:00	0:11:47.72	0:12:02.48	0:12:05.82	0:11:50.15	0:12:09.29	0:12:03.20	0:11:02.90
4.	243	 DUBUS Virginie	f	GREEN POWER TECHNOLOGIE	7	1:23:05	+0:01	0:11:47.48	0:12:02.29	0:12:05.62	0:11:50.70	0:12:08.95	0:12:03.35	0:11:04.24
5.	200	 D'ORAZIO Alicia	f	URBA SOLAR	7	1:23:11	+0:07	0:11:48.29	0:12:01.75	0:12:06.22	0:11:49.71	0:12:08.99	0:12:03.58	0:11:10.42
6.	206	 LAMBERT Anaïs	f	Akuo	7	1:23:15	+0:10	0:11:41.64	0:12:01.26	0:12:06.31	0:11:49.14	0:12:10.03	0:12:03.30	0:11:13.37
7.	211	 CHENAVER DIANI Léa	f	Ademe	7	1:23:15	+0:11	0:11:44.79	0:12:01.56	0:12:04.64	0:11:51.11	0:12:09.39	0:12:03.44	0:11:13.97
8.	225	 DUPONT Marianne	f	EDF	7	1:23:16	+0:12	0:11:47.20	0:12:01.99	0:12:05.66	0:11:50.14	0:12:09.02	0:12:03.49	0:11:14.75
9.	251	 MULL-JOCHEM Mireille	f	De Gaulle Fleurance et Associées	7	1:25:00	+1:55	0:11:48.35	0:12:01.95	0:12:09.57	0:11:49.43	0:12:07.66	0:12:03.35	0:12:56.75
10.	205	 DRAGON Alice	f	Akuo	7	1:33:11	+10:07	0:11:41.68	0:13:04.88	0:13:56.99	0:14:20.40	0:14:04.54	0:13:14.96	0:12:38.24
11.	204	 MOËNNE-LOCCOZ Jeanne	f	Akuo	7	1:33:12	+10:08	0:12:49.04	0:13:09.24	0:13:52.32	0:13:42.35	0:13:33.39	0:13:16.06	0:12:38.09
12.	213	 MACKEN Hanne	f	3E NV	7	1:33:12	+10:08	0:11:48.53	0:12:02.04	0:12:14.75	0:13:11.51	0:15:25.78	0:15:34.82	0:12:52.88
13.	208	 ROBERT Lisa	f	Valeco	7	1:34:07	+11:03	0:11:47.53	0:13:07.96	0:13:55.96	0:14:20.44	0:14:02.40	0:13:16.81	0:13:31.13
14.	224	 CLARA Pinhas	f	EQUANS	7	1:36:43	+13:39	0:13:04.24	0:13:30.29	0:13:33.18	0:13:45.26	0:14:01.56	0:14:33.28	0:14:10.30
15.	228	 LANGLET Clémence	f	EDF	7	1:36:45	+13:40	0:12:59.42	0:13:33.90	0:13:32.70	0:13:44.04	0:14:02.90	0:14:35.00	0:14:09.34
16.	207	 LE TENO Johanne	f	Valeco	7	1:37:50	+14:46	0:12:40.79	0:13:50.44	0:14:22.06	0:14:09.31	0:14:25.49	0:14:01.22	0:14:15.38
17.	203	 GARESSE Elise	f	Akuo	7	1:37:58	+14:54	0:13:18.22	0:13:29.10	0:13:57.30	0:14:11.10	0:14:27.04	0:14:16.82	0:14:06.94
18.	202	 ELODIE Le Francois	f	EQUANS	7	1:38:05	+15:01	0:13:03.39	0:13:30.24	0:13:34.95	0:13:41.21	0:14:03.75	0:14:37.69	0:15:28.34
19.	245	 RAYMOND Cendrine	f	STATKRAFT RENOUVELABLES	7	1:38:21	+15:17	0:12:59.95	0:13:48.43	0:13:59.94	0:14:08.66	0:14:27.70	0:14:17.05	0:14:29.59
20.	209	 THERIAL Emma	f	Valeco	6	1:38:36	-1 LAP	0:13:04.33	0:15:50.26	0:15:48.00	0:16:18.00	0:16:05.10	0:11:03.08	0:10:22.44
21.	252	 LE FUR Emilie	f	Ademe	7	1:39:28	+16:24	0:11:47.48	0:13:18.46	0:14:42.30	0:14:02.21	0:15:04.03	0:14:37.14	0:15:53.20
22.	244	 ZILIANI Jennifer	f	Ademe	7	1:45:07	+22:03	0:13:00.78	0:13:09.93	0:13:42.89	0:14:41.90	0:15:41.00	0:15:54.18	0:18:50.27
23.	223	 HILLEBRAND Lena	f	Volkswind GmbH	7	1:53:32	+30:28	0:12:50.58	0:13:23.73	0:13:37.85	0:14:21.66	0:14:55.33	0:14:43.40	0:29:31.88
24.	226	 GAY Floriane	f	EDF	6	1:24:00	-1 LAP	0:13:02.47	0:13:49.14	0:14:00.80	0:14:12.21	0:14:36.59	0:14:14.38	
25.	261	 HAUMONT Isabelle	f	EDF	6	1:24:12	-1 LAP	0:13:03.90	0:13:49.38	0:13:59.62	0:14:13.54	0:14:36.40	0:14:25.18	
26.	241	 HO TIENG Anita	f	Plateforme verte	6	1:30:32	-1 LAP	0:13:47.88	0:14:20.20	0:14:46.76	0:15:43.24	0:15:42.80	0:16:03.18	
27.	230	 PAILLER Camille	f	Akuo	6	1:30:44	-1 LAP	0:15:10.59	0:15:22.90	0:15:19.30	0:14:09.90	0:15:03.60	0:15:26.80	
28.	260	 PERRIN Sylvie	f	Plateforme verte	6	1:32:31	-1 LAP	0:15:29.80	0:15:13.20	0:15:14.60	0:15:13.71	0:15:49.27	0:15:21.26	
29.	234	 MERADA Julia	f	Huawei	6	1:34:36	-1 LAP	0:14:50.81	0:16:36.92	0:17:10.84	0:18:13.94	0:19:18.75	0:08:16.89	
30.	250	 MANERO Beatriz	f	AXPO	6	1:37:07	-1 LAP	0:12:57.99	0:15:21.52	0:16:46.42	0:16:57.82	0:17:08.26	0:17:45.44	
31.	253	 DUNOCQ Gwénaëlle	f	Ademe	6	1:38:08	-1 LAP	0:13:45.70	0:16:03.76	0:15:50.70	0:16:27.30	0:17:16.21	0:18:36.63	
32.	232	 SERVAIS Violette	f	3E NV	6	1:38:31	-1 LAP	0:13:38.58	0:15:23.46	0:16:07.14	0:17:11.16	0:18:29.96	0:17:34.84	
33.	240	 THEPAULT Laurence	f	Sungrow France	5	1:24:10	-2 LAP	0:15:55.24	0:16:50.10	0:16:42.40	0:17:26.14	0:17:05.70		
34.	229	 MIALYK Tétiana	f	EDF	5	1:24:53	-2 LAP	0:15:36.85	0:16:42.11	0:16:49.79	0:17:26.40	0:18:10.00		
35.	201	 DAL MOLIN Lisa	f	Sungrow France	5	1:28:09	-2 LAP	0:16:04.42	0:16:53.86	0:17:36.10	0:18:34.90	0:18:50.54		
36.	222	 AYINKAMIYE Claudine	f	De Gaulle Fleurance et Associées	5	1:33:02	-2 LAP	0:19:17.77	0:17:28.39	0:18:41.11	0:18:01.15	0:19:24.20		
37.	220	 PENA GODOY Thalia	f	AXPO	2	39:59	-5 LAP	0:17:38.78	0:22:08.80					
38.	231	 SANCHEZ Cristina	f	3E NV	1	1:55:13	-6 LAP							

Nombre d'inscrits: 38