











































































Championnat de Monde Cycliste des Energies renouvelables

Classement général

Pl	N°	Nom Prénom	Cat	Club	T	Temps	T1	T2	T3	T4	T5	T6	T7	T8	T9	T10	T11	T12	
-40																			
1.	127	 DELANGUE Thomas	m	Campus Dalkia	9	1:26:54	-	09:28.61	09:05.96	10:00.34	10:09.60	09:47.94	09:42.86	09:01.20	09:36.36	09:59.10			
2.	111	 LEROY Clement	m	INSA Strasbourg	9	1:26:55	+0:00	09:27.51	09:06.13	10:01.23	10:09.60	09:46.70	09:42.20	09:02.50	09:36.96	09:59.40			
3.	110	 PETRUZZI Ugo	m	Plateforme verte	9	1:27:12	+0:17	09:25.55	09:05.59	10:01.10	10:09.40	09:47.61	09:43.66	09:00.79	09:36.40	10:16.83			
4.	302	 GIRAUDON Rémi	m	URBA SOLAR	9	1:28:34	+1:39	09:27.72	09:05.81	10:01.12	10:09.77	09:46.83	09:43.56	09:35.16	10:18.00	10:22.78			
5.	312	 GOSSET Julien	m	MOZAÏK ENERGIES	9	1:28:34	+1:39	09:28.78	09:05.90	10:00.65	10:09.63	09:47.35	09:42.34	09:35.26	10:18.23	10:23.13			
6.	112	 TOFFIN Clement	m	EQUANS	9	1:28:37	+1:43	09:33.93	09:00.90	09:58.50	10:07.96	09:49.34	09:43.20	09:36.00	10:16.86	10:26.02			
7.	303	 LANGUERRE Jérémy	m	URBA SOLAR	9	1:28:43	+1:49	09:27.84	09:04.41	10:00.63	10:11.35	09:47.54	09:41.77	09:35.80	10:17.15	10:33.14			
8.	105	 LARRY Guillaume	m	URBA SOLAR	9	1:31:07	+4:12	09:35.29	08:57.84	10:00.81	10:09.93	09:47.03	09:43.79	10:35.74	11:13.56	10:59.10			
9.	316	 VINCENT Waeber	m	EQUANS	9	1:31:56	+5:01	09:30.07	09:04.71	09:58.37	10:10.23	09:47.49	10:00.10	11:43.52	11:08.01	10:28.44			
10.	347	 PINK Mathieu	m	ABM Energie conseil	9	1:31:56	+5:01	09:27.63	09:08.47	10:38.26	10:17.23	10:29.17	10:21.79	10:25.70	10:35.81	10:28.28			
11.	322	 GAUSSORGUES Aurélien	m	EDF	9	1:31:56	+5:01	09:37.59	09:32.18	10:04.77	10:17.87	10:28.57	10:20.82	10:26.67	10:34.76	10:29.92			
12.	116	 CHEMINAUD Enzo	m	EQUANS	9	1:31:57	+5:02	09:32.28	09:36.65	10:05.24	10:17.44	10:28.86	10:21.80	10:25.60	10:35.70	10:30.20			
13.	122	 ROYER Romain	m	Ademe	9	1:31:57	+5:02	09:40.94	09:45.50	10:12.00	10:13.40	10:07.10	10:21.80	10:24.89	10:35.75	10:30.59			
14.	348	 FEDER Jeremie	m	ABM Energie conseil	9	1:31:57	+5:02	09:39.07	09:47.00	10:12.74	10:14.20	10:06.46	10:21.80	10:24.65	10:35.83	10:30.93			
15.	133	 FOURNIER Yohann	m	GRDF	9	1:31:57	+5:03	09:33.92	09:48.56	10:12.90	10:13.30	10:07.50	10:21.60	10:26.45	10:35.35	10:30.48			
16.	310	 PELBOIS Etienne	m	Plateforme verte	9	1:31:58	+5:04	09:34.12	09:34.56	10:05.11	10:17.43	10:28.77	10:21.80	10:25.53	10:35.43	10:32.38			
17.	114	 LAUZOL Augustin	m	EQUANS	9	1:31:59	+5:05	09:36.51	09:31.36	10:05.06	10:18.28	10:28.00	10:22.68	10:25.68	10:35.10	10:32.34			
18.	130	 LAFOSSE Pierre	m	STATKRAFT RENOUEVABLES	9	1:36:43	+9:49	09:34.46	10:29.52	10:42.74	10:31.10	10:50.70	11:01.56	11:15.60	11:06.60	11:04.86			
19.	337	 DESWAZIERE Antoine	m	Ademe	9	1:36:43	+9:49	09:38.49	09:45.80	10:11.74	10:13.87	10:06.70	10:22.23	10:25.86	13:07.81	12:43.34			
20.	329	 BRAC Louis	m	Akuo	9	1:36:44	+9:49	09:34.59	10:30.31	10:41.92	10:31.47	10:50.63	11:01.84	11:15.86	11:06.17	11:05.57			
21.	330	 KLEIN Alexander	m	Akuo	9	1:36:46	+9:51	09:40.81	10:29.77	10:36.68	10:31.00	10:51.85	11:01.95	11:14.35	11:06.50	11:06.89			
22.	113	 ANTHONY Haro	m	EQUANS	9	1:36:50	+9:56	09:47.24	10:24.86	10:35.24	10:31.73	10:52.60	11:01.78	11:11.87	11:08.26	11:12.45			
23.	331	 REGUILLOT Theo	m	Akuo	8	1:27:59	-1 LAP	09:41.82	10:25.32	10:38.80	10:31.18	10:51.31	11:02.93	11:16.62	13:24.10				
24.	339	 DELCROIX Florent	m	EDPR	8	1:28:39	-1 LAP	09:37.14	11:19.67	11:48.02	11:36.50	11:08.42	10:58.04	11:11.90	10:54.60				
25.	323	 LAINE Jean-Baptiste	m	EDF	8	1:28:42	-1 LAP	09:54.42	11:01.39	11:08.80	11:24.41	11:31.09	11:30.30	11:12.71	10:56.01				
26.	317	 PINON Remi	m	EQUANS	8	1:28:42	-1 LAP	09:49.00	11:04.69	11:08.08	11:23.50	11:31.02	11:32.45	11:09.84	10:57.49				
27.	319	 CASADABAN Rémi	m	EDF	8	1:28:43	-1 LAP	09:51.37	10:59.60	11:09.20	11:26.50	11:27.51	11:33.79	11:11.40	10:57.84				
28.	101	 JULLIEN Guilhem	m	URBA SOLAR	8	1:28:44	-1 LAP	09:42.80	11:07.70	11:08.90	11:23.74	11:31.62	11:32.03	11:09.69	11:00.10				
29.	125	 MEANCE Gwendal	m	Ademe	8	1:28:45	-1 LAP	09:51.09	10:56.74	11:09.24	11:25.86	11:28.40	11:35.18	11:10.54	10:59.36				
30.	327	 MARCEAUX Pierre	m	Deutsche Windtechnik	8	1:28:47	-1 LAP	10:30.46	10:44.70	11:23.50	11:37.74	11:08.56	10:57.96	11:12.08	11:02.14				
31.	115	 CAYER BARRIOZ Julien	m	EQUANS	8	1:28:47	-1 LAP	09:41.19	11:11.98	11:08.73	11:25.13	11:27.56	11:34.30	11:10.44	11:01.45				
32.	426	 CLAASS Nicolas	m	Deutsche Windtechnik	8	1:28:47	-1 LAP	10:27.64	10:45.72	11:21.70	11:38.22	11:08.98	10:57.10	11:12.90	11:01.91				
33.	108	 DASSONVILLE Jules	m	Sungrow France	8	1:29:05	-1 LAP	09:44.85	11:06.35	11:06.94	11:26.80	11:28.66	11:33.29	11:11.89	11:18.94				
34.	126	 OSTYN Arthur	m	3E NV	8	1:29:27	-1 LAP	09:33.49	11:16.97	11:09.19	11:25.44	11:29.06	11:32.48	11:00.54	11:53.53				
35.	119	 LE-DANTEC Sylvain	m	EDF	8	1:30:32	-1 LAP	09:53.38	11:00.47	11:09.19	11:24.54	11:29.20	11:31.61	11:12.89	12:45.48				
36.	311	 BOULIN Jean Louis	m	Plateforme verte	8	1:31:30	-1 LAP	10:20.99	10:54.68	11:20.64	11:36.14	11:08.32	11:01.84	11:14.74	13:39.34				
37.	326	 RUSSO Roberto	m	EDF	8	1:33:45	-1 LAP	09:57.12	11:33.28	11:48.62	12:20.55	12:06.55	12:00.00	12:07.64	11:49.68				
38.	320	 DIVOUX Samuel	m	EDF	8	1:33:46	-1 LAP	09:53.74	11:33.93	11:48.70	12:20.27	12:06.06	12:00.20	12:07.50	11:50.70				
39.	123	 MOTEL Paul	m	Ademe	8	1:33:52	-1 LAP	10:34.67	11:48.31	11:35.43	11:57.41	11:38.59	11:57.32	12:11.98	11:56.34				
40.	121	 VERNIER Charles	m	Ademe	8	1:33:53	-1 LAP	10:50.35	11:36.60	11:39.71	11:48.49	11:40.56	11:53.04	12:04.50	12:07.54				
41.	342	 VANHUYSSE Nicolas	m	EIFFAGE ENERGIE SYSTEMES	8	1:35:20	-1 LAP	09:50.93	11:33.06	11:48.45	12:04.66	12:22.69	11:59.34	12:08.37	13:23.83				
42.	334	 BOUZIN Mathias	m	Valeco	8	1:36:20	-1 LAP	10:32.30	11:56.52	12:10.00	12:22.22	12:10.62	12:19.18	12:28.91	12:07.34				
43.	132	 DANCY Loïc	m	STATKRAFT RENOUEVABLES	8	1:36:25	-1 LAP	10:27.90	11:57.82	12:17.94	12:20.85	12:13.09	12:15.40	12:27.66	12:18.54				

Championnat de Monde Cycliste des Energies renouvelables

Classement général

Pl	N°	Nom Prénom	Cat	Club	T	Temps		T1	T2	T3	T4	T5	T6	T7	T8	T9	T10	T11	T12	
44.	120	 COLSON Arthur	m	Valeco	8	1:36:27	-1 LAP	09:49.67	12:31.14	11:53.27	12:47.97	12:13.71	12:16.02	12:28.67	12:16.44					
45.	325	 RUCQUOIS Morgan	m	EDF	8	1:36:33	-1 LAP	09:48.76	12:32.04	11:48.48	12:24.76	12:42.54	12:15.73	12:28.19	12:23.08					
46.	338	 KARLESKIND Simon	m	Ademe	8	1:37:07	-1 LAP	10:34.06	11:48.32	11:46.16	12:21.74	12:45.31	12:19.16	12:29.73	12:48.81					
47.	308	 CATTELAN Stefano	m	Banco Energia	8	1:37:43	-1 LAP	11:01.21	12:03.57	12:17.36	12:20.79	12:39.86	12:40.70	12:34.30	11:58.38					
48.	349	 SOUDANT DEPELCHIN Audric	m	GRDF	8	1:38:08	-1 LAP	10:54.04	12:02.22	12:22.99	12:19.00	12:38.60	12:37.60	12:38.14	12:21.34					
49.	306	 PELLICIONI Giovanni	m	Banco Energia	8	1:38:15	-1 LAP	11:05.68	12:01.58	12:22.87	12:19.71	12:37.96	12:47.30	12:31.20	12:25.38					
50.	131	 TIMOTHÉE Liens	m	STATKRAFT RENEUEVABLES	8	1:39:44	-1 LAP	10:27.31	12:03.90	12:16.10	12:59.39	12:33.21	12:42.64	12:46.86	13:47.68					
51.	335	 TANIÈRE Florent	m	Ademe	8	1:39:56	-1 LAP	10:37.86	11:55.65	12:29.52	12:42.62	12:40.04	12:42.16	12:45.94	13:53.94					
52.	344	 BLANCO Manuel	m	3E NV	8	1:41:47	-1 LAP	11:01.84	12:00.42	12:22.05	12:18.29	12:39.94	12:46.44	12:40.57	15:47.78					
53.	304	 MOUSSAIF Yassine	m	URBA SOLAR	7	1:29:07	-2 LAP	10:45.30	12:17.98	12:21.66	13:49.09	13:34.44	12:59.76	13:11.58						
54.	321	 ENDRES Pierre	m	EDF	7	1:29:28	-2 LAP	10:51.03	11:41.57	12:51.93	12:23.90	13:48.01	13:40.79	14:00.28						
55.	336	 CHIRON Paul	m	Ademe	7	1:30:14	-2 LAP		12:42.20	13:14.80	12:46.70	13:19.50	13:18.40	12:45.54						
56.	104	 HUGUEVILLE Alexandre	m	URBA SOLAR	7	1:31:08	-2 LAP	10:30.96	12:31.71	13:18.03	13:18.86	13:46.20	13:48.30	13:46.63						
57.	103	 TRUVAN Benoit	m	URBA SOLAR	7	1:31:09	-2 LAP	10:57.18	12:02.86	12:18.24	12:22.31	13:38.89	13:57.54	15:40.86						
58.	301	 MATAROZZO Matteo	m	AXPO	7	1:31:30	-2 LAP	11:59.57	12:57.16	12:57.48	12:46.02	13:19.90	13:54.06	13:23.33						
59.	324	 LEGRAND Mohamed	m	EDF	7	1:34:49	-2 LAP	11:15.83	13:33.22	13:07.00	12:47.86	13:19.32	13:54.72	16:40.88						
60.	340	 DALLERY Emmanuel	m	Qair	7	1:37:11	-2 LAP	12:20.58	13:23.35	14:05.01	14:16.79	13:58.21	14:10.95	14:41.43						
61.	328	 MIQUEL Louison	m	Deutsche Windtechnik	7	1:37:27	-2 LAP	11:15.73	12:38.50	13:40.77	13:36.79	15:25.16	14:45.40	15:54.64						
62.	333	 DESSELLE Christophe	m	Valeco	7	1:38:16	-2 LAP	10:59.01	12:02.60	12:24.28	13:40.16	15:56.40	16:58.04	16:04.97						
63.	341	 DONNADIEU Camille	m	Qair	7	1:40:14	-2 LAP	12:21.88	13:24.26	14:02.80	14:19.56	14:11.54	15:31.60	16:08.88						
64.	315	 KÖRBER Dennis	m	Volkswind GmbH	6	1:28:45	-3 LAP	12:49.94	13:46.50	14:03.32	15:07.20	16:00.89	16:41.01							
65.	313	 REYNAERT Loic	m	Poujoulat	6	1:33:39	-3 LAP	13:41.70	14:15.09	16:24.24	15:36.32	16:32.90	16:53.02							
66.	343	 YAZICIOGLU Hasan	m	3E NV	6	1:33:48	-3 LAP	12:53.77	14:31.16	16:58.94	16:04.87	16:54.16	16:13.93							
67.	117	 BALAINE Benjamin	m	EDF	4	1:36:26	-5 LAP	12:11.55	14:44.33	13:51.75	27:15.80	13:54.80	14:13.90							
68.	129	 BESSIN Baptiste	m	Huawei	6	1:37:04	-3 LAP	12:59.99	15:05.08	15:54.92	15:57.58	17:51.40	19:00.18							
69.	109	 TWIZEYIMANA Jules	m	Sungrow France	6	1:50:57	-3 LAP	14:01.62	15:31.26	17:13.50	18:55.94	20:03.96	24:55.06							
70.	345	 PASCAL Laurent	m	Huawei	5	1:22:22	-4 LAP	13:00.99	15:19.66	16:22.80	17:14.70	20:10.56								
71.	307	 MARCHIORI Perialvise	m	Banco Energia	5	1:38:09	-4 LAP	14:21.98	17:43.16	23:18.42	20:48.98	21:49.10								
72.	346	 VASSET Arnaud	m	Huawei	2	1:07:23	-7 LAP		18:43.40	14:21.12	09:02.18	32:37.38								
73.	118	 BOSCC-BOUGIS Aimé	m	EDF	4	39:56	-5 LAP	09:39.68	09:50.98	10:10.04	10:14.26									
74.	305	 HUET Stanislas	m	URBA SOLAR	2	22:42	-7 LAP	10:52.19	11:41.00	15:30.91	54:39.13									

Nombre d'inscrits: 74